



BMW X1, 18d sDrive, Typ E84, 143 PS / 105 kW
BMW X1, 20d sDrive, Typ E84, 177 PS / 130 kW
BMW X1, 20i xDrive, Typ E84, 184 PS / 135 kW
BMW X1, 25i xDrive, Typ E84, 218 PS / 160 kW
BMW X1, 28i xDrive, Typ E84, 258 PS / 190 kW

BMW X1, 16d sDrive, Typ E84 Facelift, 116 PS / 85 kW
BMW X1, 18i sDrive, Typ E84 Facelift, 136 PS / 100 kW
BMW X1, 20i sDrive, Typ E84 Facelift, 184 PS / 135 kW
BMW X1, 20d sDrive, Typ E84 Facelift, 184 PS / 135 kW
BMW X1, 28i xDrive, Typ E84 Facelift, 245 PS / 180 kW

BMW X1, 20d sDrive, Typ E84, 163 PS / 120 kW
BMW X1, 20d xDrive, Typ E84, 184 PS / 135 kW
BMW X1, 23d xDrive, Typ E84, 204 PS / 150 kW
BMW X1, 28i xDrive, Typ E84, 245 PS / 180 kW

BMW X1, 18d sDrive, Typ E84 Facelift, 143 PS / 105 kW
BMW X1, 18i sDrive, Typ E84 Facelift, 150 PS / 110 kW
BMW X1, 20d sDrive, Typ E84 Facelift, 163 PS / 120 kW
BMW X1, 25d xDrive, Typ E84 Facelift, 218 PS / 160 kW

Allgemeinhinweis: Die genauen Auflagen sind dem Teilegutachten zu entnehmen. Achslasten sind zu beachten.

In general note: The exact requirements can be found in the part certificate. Axle loads must be observed.

Application								
BMW X1 Typ E84 inkl. Facelift								5x120
18 Zoll / 18 Inch								
Design	Achse <i>Axle</i>	Größe <i>Size</i>	ET <i>Offset</i>	Reifengröße <i>Tyre size</i>	Distanzscheibenstärke <i>Spacer thickness</i>	Distanzscheiben [siehe unten] <i>Spacer [see below]</i>	Radschrauben <i>Bolts</i>	Auflagen <i>Remarks</i>
Race GTS	VA	8,5x18	35	225/45 R18	0, 5mm, (5mm at 150kW)	0, 5'	M12x1,5x30,-35	K4a, 12, 13, 47, 48
	HA	8,5x18	35	225/45 R18	0, 5, 15mm	0, 5', 15a	M12x1,5x30,-35,-45	12, 13, 47, 48, x10
	VA	8,5x18	35	245/40 R18	0, 5mm, (5mm at 150kW)	0, 5'	M12x1,5x30,-(-35)	K4a, 12, 13, 47, 48
	HA	8,5x18	35	245/40 R18	none		M12x1,5x30	12, 13, 47, 48, x10
Race LS	VA	8,5x18	48	225/45 R18	15, 20mm, (20mm at 150kW)	15a, 20a	M12x1,5x45,-50	K4a, 12, 13, 47, 48
	HA	8,5x18	48	225/45 R18	15, 20, 25mm	15a, 20a, 25a	M12x1,5x45,-50,-55	12, 13, 47, 48, x10
	VA	8,5x18	48	245/40 R18	15, 20mm, (20mm at 150kW)	15a, 20a	M12x1,5x45,-50	K4a, 12, 13, 47, 48
	HA	8,5x18	48	245/40 R18	15, 20, (25mm)	15a, 20a, (25a)	M12x1,5x45,-50,-(-55)	(K4a) 12, 13, 47, 48, x10

19 Zoll / 19 Inch

Design	Achse <i>Axle</i>	Größe <i>Size</i>	ET <i>Offset</i>	Reifengröße <i>Tyre size</i>	Distanzscheibenstärke <i>Spacer thickness</i>	Distanzscheiben [siehe unten] <i>Spacer [see below]</i>	Radschrauben <i>Bolts</i>	Auflagen <i>Remarks</i>
Race GTP	VA	8,5x19	38	225/40 R19	0, (5, 10mm) (10mm at 150kW)	0, (5'), (10a)	M12x1,5x30,(-35,-40)	(K4a), 12, 13, 47, 48
	HA	8,5x19	38	225/40 R19	0, 5, 15, 20mm	0, 5', 15a, 20a	M12x1,5x30,-35,-45,-50	Li93, 12, 13, 47, 48, x10
	VA	8,5x19	38	245/35 R19	none, (10mm at 150kW)	0, (10a)	M12x1,5x30,(-40)	K4a, 12, 13, 47, 48
	HA	8,5x19	38	245/35 R19	0, 5mm	0, 5'	M12x1,5x30,-35	Li93, 12, 13, 47, 48, x10
	VA	8,5x19	38	225/40 R19	0, (5, 10mm) (10mm at 150kW)	0, (5'), (10a)	M12x1,5x30,(-35,-40)	(K4a), 12, 13, 47, 48
	HA	9,5x19	42	255/35 R19	0, 5mm	0, 5'	M12x1,5x30,-35	K4b, 12, 13, 47, 48, x10
	VA	8,5x19	38	245/35 R19	none, (10mm at 150kW)	0, (10a)	M12x1,5x30,(-40)	K4a, 12, 13, 47, 48
	HA	9,5x19	42	275/30 R19	0, 5mm	0, 5'	M12x1,5x30,-35	K4b, 12, 13, 47, 48, x10
Fascinate	VA	8,5x19	38	225/40 R19	0, (5, 10mm) (10mm at 150kW)	0, (5'), (10a)	M12x1,5x30,(-35,-40)	(K4a), 12, 13, 47, 48
	HA	8,5x19	38	225/40 R19	0, 5, 15, 20mm	0, 5', 15a, 20a	M12x1,5x30,-35,-45,-50	Li93, 12, 13, 47, 48, x10
	VA	8,5x19	38	245/35 R19	none, (10mm at 150kW)	0, (10a)	M12x1,5x30,(-40)	K4a, 12, 13, 47, 48
	HA	8,5x19	38	245/35 R19	0, 5mm	0, 5'	M12x1,5x30,-35	Li93, 12, 13, 47, 48, x10
	VA	8,5x19	38	225/40 R19	0, (5, 10mm) (10mm at 150kW)	0, (5'), (10a)	M12x1,5x30,(-35,-40)	(K4a), 12, 13, 47, 48
	HA	9,5x19	42	255/35 R19	0, 5mm	0, 5'	M12x1,5x30,-35	K4b, 12, 13, 47, 48, x10
	VA	8,5x19	38	245/35 R19	none, (10mm at 150kW)	0, (10a)	M12x1,5x30,(-40)	K4a, 12, 13, 47, 48
	HA	9,5x19	42	275/30 R19	0, 5mm	0, 5'	M12x1,5x30,-35	K4b, 12, 13, 47, 48, x10
Race LS	VA	8,5x19	42	225/40 R19	5, (10, 15mm) (15mm at 150kW)	5', (10a), (15a)	M12x1,5x35,-40,(-45)	(K4a), 12, 13, 47, 48
	HA	8,5x19	42	225/40 R19	5, 15, 20, 25mm	5', 15a, 20a, 25a	M12x1,5x35,-45,-50,-55	Li93, 12, 13, 47, 48, x10
	VA	8,5x19	42	245/35 R19	none, (10mm at 150kW)	5', (15a)	M12x1,5x35,(-45)	(K4a), 12, 13, 47, 48
	HA	8,5x19	42	245/35 R19	5mm	5'	M12x1,5x35	Li93, 12, 13, 47, 48, x10
	VA	8,5x19	42	225/40 R19	5, (10, 15mm) (15mm at 150kW)	5', (10a), (15a)	M12x1,5x35,-40,(-45)	(K4a), 12, 13, 47, 48
	HA	9,5x19	42	255/35 R19	0, 5mm	0, 5'	M12x1,5x30,-35	K4b, 12, 13, 47, 48, x10
	VA	8,5x19	42	245/35 R19	none, (10mm at 150kW)	5', (15a)	M12x1,5x35,(-45)	(K4a), 12, 13, 47, 48
	HA	9,5x19	42	275/30 R19	0, 5mm	0, 5'	M12x1,5x30,-35	K4b, 12, 13, 47, 48, x10

19 Zoll / 19 Inch

Design	Achse <i>Axle</i>	Größe <i>Size</i>	ET <i>Offset</i>	Reifengröße <i>Tyre size</i>	Distanzscheibenstärke <i>Spacer thickness</i>	Distanzscheiben [siehe unten] <i>Spacer [see below]</i>	Radschrauben <i>Bolts</i>	Auflagen <i>Remarks</i>
Race GTS 2	VA	8,5x19	40	225/40 R19	5, (10, 15mm) (15mm at 150kW)	5', (10a), (15a)	M12x1,5x35,-40,-(45)	(K4a), 12, 13, 47, 48
	HA	8,5x19	40	225/40 R19	5, 15, 20, 25mm	5', 15a, 20a, 25a	M12x1,5x35,-45,-50,-55	Li93, 12, 13, 47, 48, x10
	VA	8,5x19	40	245/35 R19	5mm, (15mm at 150kW)	5', (15a)	M12x1,5x35,-(45)	(K4a), 12, 13, 47, 48
	HA	8,5x19	40	245/35 R19	5mm	5'	M12x1,5x35	Li93, 12, 13, 47, 48, x10
	VA	8,5x19	40	225/40 R19	5, (10, 15mm) (15mm at 150kW)	5', (10a), (15a)	M12x1,5x35,-40,-(45)	(K4a), 12, 13, 47, 48
	HA	9,5x19	40	255/35 R19	0, 5mm	0, 5'	M12x1,5x30,-35	K4b, 12, 13, 47, 48, x10
	VA	8,5x19	40	245/35 R19	5mm, (15mm at 150kW)	5', (15a)	M12x1,5x35,-(45)	(K4a), 12, 13, 47, 48
	HA	9,5x19	40	275/30 R19	0, 5mm	0, 5'	M12x1,5x30,-35	K4b, 12, 13, 47, 48, x10
Spirit R	VA	8,5x19	42	225/40 R19	5, (10, 15mm) (15mm at 150kW)	5', (10a), (15a)	M12x1,5x35,-40,-(45)	(K4a), 12, 13, 47, 48
	HA	8,5x19	42	225/40 R19	5, 15, 20, 25mm	5', 15a, 20a, 25a	M12x1,5x35,-45,-50,-55	Li93, 12, 13, 47, 48, x10
	VA	8,5x19	42	245/35 R19	5mm, (15mm at 150kW)	5', (15a)	M12x1,5x35,-(45)	(K4a), 12, 13, 47, 48
	HA	8,5x19	42	245/35 R19	5mm	5'	M12x1,5x35	Li93, 12, 13, 47, 48, x10
	VA	8,5x19	42	225/40 R19	5, (10, 15mm) (15mm at 150kW)	5', (10a), (15a)	M12x1,5x35,-40,-(45)	(K4a), 12, 13, 47, 48
	HA	9,5x19	42	255/35 R19	0, 5mm	0, 5'	M12x1,5x30,-35	K4b, 12, 13, 47, 48, x10
	VA	8,5x19	42	245/35 R19	5mm, (15mm at 150kW)	5', (15a)	M12x1,5x35,-(45)	(K4a), 12, 13, 47, 48
	HA	9,5x19	42	275/30 R19	0, 5mm	0, 5'	M12x1,5x30,-35	K4b, 12, 13, 47, 48, x10
Race GTS	VA	8,5x19	30	225/40 R19	0, (5mm) (5mm at 150kW)	0, (5')	M12x1,5x30,-(35)	(K4a), 12, 13, 47, 48
	HA	8,5x19	30	225/40 R19	0, 5, 15mm	0, 5', 15a	M12x1,5x30,-35,-45	Li93, 12, 13, 47, 48, x10
	VA	8,5x19	30	245/35 R19	none, (5mm at 150kW)	0, (5')	M12x1,5x30,-(35)	K4a, 12, 13, 47, 48
	HA	8,5x19	30	245/35 R19	none		M12x1,5x30	Li93, 12, 13, 47, 48, x10
	VA	8,5x19	30	225/40 R19	0, (5mm) (5mm at 150kW)	0, (5')	M12x1,5x30,-(35)	(K4a), 12, 13, 47, 48
	HA	9,5x19	35	255/35 R19	0, 5mm	0, 5'	M12x1,5x30,-35	K4b, 12, 13, 47, 48, x10
	VA	8,5x19	30	245/35 R19	none, (5mm at 150kW)	0, (5')	M12x1,5x30,-(35)	K4a, 12, 13, 47, 48
	HA	9,5x19	35	275/30 R19	none		M12x1,5x30	K4b, 12, 13, 47, 48, x10

19 Zoll / 19 Inch




Design	Achse <i>Axle</i>	Größe <i>Size</i>	ET <i>Offset</i>	Reifengröße <i>Tyre size</i>	Distanzscheibenstärke <i>Spacer thickness</i>	Distanzscheiben [siehe unten] <i>Spacer [see below]</i>	Radschrauben <i>Bolts</i>	Auflagen <i>Remarks</i>
Spirit II	VA	8,5x19	35	225/40 R19	0, (5, 10mm) (5mm at 150kW)	0, (5'), (10a)	M12x1,5x30,(-35,-40)	(K4a), 12, 13, 47, 48
	HA	8,5x19	35	225/40 R19	0, 5, 15, 20mm	0, 5', 15a, 20a	M12x1,5x30,-35,-45,-50	Li93, 12, 13, 47, 48, x10
	VA	8,5x19	35	245/35 R19	none, (5mm at 150kW)	0, (5')	M12x1,5x30,(-35)	K4a, 12, 13, 47, 48
	HA	8,5x19	35	245/35 R19	0, 5mm	0, 5'	M12x1,5x30,-35	Li93, 12, 13, 47, 48, x10
	VA	8,5x19	35	225/40 R19	0, (5, 10mm) (5mm at 150kW)	0, (5'), (10a)	M12x1,5x30,(-35,-40)	(K4a), 12, 13, 47, 48
	HA	9,5x19	40	255/35 R19	0, 5mm	0, 5'	M12x1,5x30,-35	K4b, 12, 13, 47, 48, x10
	VA	8,5x19	35	245/35 R19	none, (5mm at 150kW)	0, (5')	M12x1,5x30,-35	K4a, 12, 13, 47, 48
	HA	9,5x19	40	275/30 R19	0, 5mm	0, 5'	M12x1,5x30,-35	K4b, 12, 13, 47, 48, x10
Race LS 2	VA	8,5x19	35	225/40 R19	0, (5, 10mm) (5mm at 150kW)	0, (5'), (10a)	M12x1,5x30,(-35,-40)	(K4a), 12, 13, 47, 48
	HA	8,5x19	35	225/40 R19	0, 5, 15, 20mm	0, 5', 15a, 20a	M12x1,5x30,-35,-45,-50	Li93, 12, 13, 47, 48, x10
	VA	8,5x19	35	245/35 R19	none, (5mm at 150kW)	0, (5')	M12x1,5x30,(-35)	K4a, 12, 13, 47, 48
	HA	8,5x19	35	245/35 R19	0, 5mm	0, 5'	M12x1,5x30,-35	Li93, 12, 13, 47, 48, x10
	VA	8,5x19	35	225/40 R19	0, (5, 10mm) (5mm at 150kW)	0, (5'), (10a)	M12x1,5x30,(-35,-40)	(K4a), 12, 13, 47, 48
	HA	9,5x19	46	255/35 R19	5mm	5'	M12x1,5x35	K4b, 12, 13, 47, 48, x10
	VA	8,5x19	35	245/35 R19	none, (5mm at 150kW)	0, (5')	M12x1,5x30,(-35)	K4a, 12, 13, 47, 48
	HA	9,5x19	46	275/30 R19	5mm	5'	M12x1,5x35	K4b, 12, 13, 47, 48, x10
Topas	VA	8,5x19	35	225/40 R19	0, (5, 10mm) (5mm at 150kW)	0, (5'), (10a)	M12x1,5x30,(-35,-40)	(K4a), 12, 13, 47, 48
	HA	8,5x19	35	225/40 R19	0, 5, 15, 20mm	0, 5', 15a, 20a	M12x1,5x30,-35,-45,-50	Li93, 12, 13, 47, 48, x10
	VA	8,5x19	35	245/35 R19	none, (5mm at 150kW)	0, (5')	M12x1,5x30,(-35)	K4a, 12, 13, 47, 48
	HA	8,5x19	35	245/35 R19	0, 5mm	0, 5'	M12x1,5x30,-35	Li93, 12, 13, 47, 48, x10
	VA	8,5x19	35	225/40 R19	0, (5, 10mm) (5mm at 150kW)	0, (5'), (10a)	M12x1,5x30,(-35,-40)	(K4a), 12, 13, 47, 48
	HA	9,5x19	42	255/35 R19	0, 5mm	0, 5'	M12x1,5x30,-35	K4b, 12, 13, 47, 48, x10
	VA	8,5x19	35	245/35 R19	none, (5mm at 150kW)	0, (5')	M12x1,5x30,(-35)	K4a, 12, 13, 47, 48
	HA	9,5x19	42	275/30 R19	0, 5mm	0, 5'	M12x1,5x30,-35	K4b, 12, 13, 47, 48, x10

20 Zoll / 20 Inch

Design	Achse <i>Axle</i>	Größe <i>Size</i>	ET <i>Offset</i>	Reifengröße <i>Tyre size</i>	Distanzscheibenstärke <i>Spacer thickness</i>	Distanzscheiben [siehe unten] <i>Spacer [see below]</i>	Radschrauben <i>Bolts</i>	Auflagen <i>Remarks</i>
Race GTP	VA	8,5x20	35	245/30 R20	none, (5mm at 150kW)	0, (5')	M12x1,5x30,(-35)	12, 13, 47, 48
	HA	8,5x20	35	245/30 R20	0, 5mm	0, 5'	M12x1,5x30,-35	Li90, 12, 13, R7f, 47, 48, x10
	VA	8,5x20	35	245/30 R20	none, (5mm at 150kW)	0, (5')	M12x1,5x30,(-35)	12, 13, 47, 48
	HA	10,0x20	46	285/25 R20	5mm	5'	M12x1,5x35	K4b, 12, 13, R1, 47, 48, x10
	VA	8,5x20	35	245/30 R20	none, (5mm at 150kW)	0, (5')	M12x1,5x30,(-35)	12, 13, 47, 48
	HA	10,0x20	46	295/25 R20	5mm	5'	M12x1,5x35	K4b, 12, 13, 47, 48, x10
Spirit R	VA	8,5x20	35	245/30 R20	none, (5mm at 150kW)	0, (5')	M12x1,5x30,(-35)	12, 13, 47, 48
	HA	8,5x20	35	245/30 R20	0, 5mm	0, 5'	M12x1,5x30,-35	Li90, K4b, 12, 13, R7f, 47, 48, x10
	VA	8,5x20	35	245/30 R20	none, (5mm at 150kW)	0, (5')	M12x1,5x30,(-35)	12, 13, 47, 48
	HA	10,0x20	46	285/25 R20	5mm	5'	M12x1,5x35	K4b, 12, 13, R1, 47, 48, x10
	VA	8,5x20	35	245/30 R20	none, (5mm at 150kW)	0, (5')	M12x1,5x30,(-35)	12, 13, 47, 48
	HA	10,0x20	46	295/25 R20	5mm	5'	M12x1,5x35	K4b, 12, 13, 47, 48, x10
Fascinate	VA	8,5x20	35	245/30 R20	none, (5mm at 150kW)	0, (5')	M12x1,5x30,(-35)	12, 13, 47, 48
	HA	8,5x20	35	245/30 R20	0, 5mm	0, 5'	M12x1,5x30,-35	Li90, K4b, 12, 13, R7f, 47, 48, x10
	VA	8,5x20	35	245/30 R20	none, (5mm at 150kW)	0, (5')	M12x1,5x30,(-35)	12, 13, 47, 48
	HA	10,0x20	46	285/25 R20	5mm	5'	M12x1,5x35	K4b, 12, 13, R1, 47, 48, x10
	VA	8,5x20	35	245/30 R20	none, (5mm at 150kW)	0, (5')	M12x1,5x30,(-35)	12, 13, 47, 48
	HA	10,0x20	46	295/25 R20	5mm	5'	M12x1,5x35	K4b, 12, 13, 47, 48, x10
	VA	8,5x20	35	245/30 R20	none, (5mm at 150kW)	0, (5')	M12x1,5x30,(-35)	12, 13, 47, 48
	HA	10,0x20	35	285/25 R20	none		M12x1,5x30	K4b, 12, 13, R1, 47, 48, x10
	VA	8,5x20	35	245/30 R20	none, (5mm at 150kW)	0, (5')	M12x1,5x30,(-35)	12, 13, 47, 48
	HA	10,0x20	35	295/25 R20	none		M12x1,5x30	K4b, 12, 13, 47, 48, x10
Race GTS	VA	8,5x20	35	245/30 R20	none, (5mm at 150kW)	0, (5')	M12x1,5x30,(-35)	12, 13, 47, 48
	HA	8,5x20	35	245/30 R20	0, 5mm	0, 5'	M12x1,5x30,-35	Li90, K4b, 12, 13, R7f, 47, 48, x10
	VA	8,5x20	35	245/30 R20	none, (5mm at 150kW)	0, (5')	M12x1,5x30,(-35)	12, 13, 47, 48
	HA	10,0x20	35	285/25 R20	none		M12x1,5x30	K4b, 12, 13, R1, 47, 48, x10
	VA	8,5x20	35	245/30 R20	none, (5mm at 150kW)	0, (5')	M12x1,5x30,(-35)	12, 13, 47, 48
	HA	10,0x20	35	295/25 R20	none		M12x1,5x30	K4b, 12, 13, 47, 48, x10
Race LS	VA	8,5x20	35	245/30 R20	none, (5mm at 150kW)	0, (5')	M12x1,5x30,(-35)	12, 13, 47, 48
	HA	8,5x20	35	245/30 R20	0, 5mm	0, 5'	M12x1,5x30,-35	Li90, K4b, 12, 13, R7f, 47, 48, x10
	VA	8,5x20	35	245/30 R20	none, (5mm at 150kW)	0, (5')	M12x1,5x30,(-35)	12, 13, 47, 48
	HA	10,0x20	35	285/25 R20	none		M12x1,5x30	K4b, 12, 13, R1, 47, 48, x10
	VA	8,5x20	35	245/30 R20	none, (5mm at 150kW)	0, (5')	M12x1,5x30,(-35)	12, 13, 47, 48
	HA	10,0x20	35	295/25 R20	none		M12x1,5x30	K4b, 12, 13, 47, 48, x10

20 Zoll / 20 Inch

Design	Achse <i>Axle</i>	Größe <i>Size</i>	ET <i>Offset</i>	Reifengröße <i>Tyre size</i>	Distanzscheibenstärke <i>Spacer thickness</i>	Distanzscheiben [siehe unten] <i>Spacer [see below]</i>	Radschrauben <i>Bolts</i>	Auflagen <i>Remarks</i>
Race GTS 2	VA	8,5x20	35	245/30 R20	none, (5mm at 150kW)	0, (5')	M12x1,5x30,(-35)	12, 13, 47, 48
	HA	8,5x20	35	245/30 R20	0, 5mm	0a, 5'a	M12x1,5x30,-35	Li90, K4b, 12, 13, R7f, 47, 48, x10
	VA	8,5x20	35	245/30 R20	none, (5mm at 150kW)	0, (5')	M12x1,5x30,(-35)	12, 13, 47, 48
	HA	10,0x20	35	285/25 R20	none	0a	M12x1,5x30	K4b, 12, 13, R1, 47, 48, x10
	VA	8,5x20	35	245/30 R20	none, (5mm at 150kW)	0, (5')	M12x1,5x30,(-35)	12, 13, 47, 48
	HA	10,0x20	35	295/25 R20	none	0a	M12x1,5x30	K4b, 12, 13, 47, 48, x10
Spirit II	VA	8,5x20	35	245/30 R20	none, (5mm at 150kW)	0, (5')	M12x1,5x30,(-35)	12, 13, 47, 48
	HA	8,5x20	35	245/30 R20	0, 5mm	0, 5'	M12x1,5x30,-35	Li90, K4b, 12, 13, R7f, 47, 48, x10
	VA	8,5x20	35	245/30 R20	none, (5mm at 150kW)	0, (5')	M12x1,5x30,(-35)	12, 13, 47, 48
	HA	10,0x20	40	285/25 R20	0, 5mm	0, 5'	M12x1,5x30,-35	K4b, 12, 13, R1, 47, 48, x10
	VA	8,5x20	35	245/30 R20	none, (5mm at 150kW)	0, (5')	M12x1,5x30,(-35)	12, 13, 47, 48
	HA	10,0x20	40	295/25 R20	0, 5mm	0, 5'	M12x1,5x30,-35	K4b, 12, 13, 47, 48, x10
Race LS 2	VA	8,5x20	35	245/30 R20	none, (5mm at 150kW)	0, (5')	M12x1,5x30,(-35)	12, 13, 47, 48
	HA	8,5x20	35	245/30 R20	0, 5mm	0, 5'	M12x1,5x30,-35	Li90, K4b, 12, 13, R7f, 47, 48, x10
	VA	8,5x20	35	245/30 R20	none, (5mm at 150kW)	0, (5')	M12x1,5x30,(-35)	12, 13, 47, 48
	HA	10,0x20	38	285/25 R20	0, 5mm	0a, 5'a	M12x1,5x30,-35	K4b, 12, 13, R1, 47, 48, x10
	VA	8,5x20	35	245/30 R20	none, (5mm at 150kW)	0, (5')	M12x1,5x30,(-35)	12, 13, 47, 48
	HA	10,0x20	38	295/25 R20	0, 5mm	0a, 5'a	M12x1,5x30,-35	K4b, 12, 13, 47, 48, x10
Topas	VA	8,5x20	35	245/30 R20	none, (5mm at 150kW)	0, (5')	M12x1,5x30,(-35)	12, 13, 47, 48
	HA	8,5x20	35	245/30 R20	0, 5mm	0, 5'	M12x1,5x30,-35	Li90, K4b, 12, 13, R7f, 47, 48, x10
	VA	8,5x20	35	245/30 R20	none, (5mm at 150kW)	0, (5')	M12x1,5x30,(-35)	12, 13, 47, 48
	HA	10,0x20	38	285/25 R20	none		M12x1,5x30	K4b, 12, 13, R1, 47, 48, x10
	VA	8,5x20	35	245/30 R20	none, (5mm at 150kW)	0, (5')	M12x1,5x30,(-35)	12, 13, 47, 48
	HA	10,0x20	38	295/25 R20	none		M12x1,5x30	K4b, 12, 13, 47, 48, x10

Legende / legend			
12	Nur in Kombination mit Reifendruckkontrollsystem bis Bj.02.2014 <i>Only in combination with tire pressure sensors to Bj.02.2014</i>	Original Nummer: BMW - 36 10 6 856 227 <i>OE part number: BMW - 36 10 6 856 227</i>	Zubehörnummer:HUF-RDE012 Aftermarketnumber:HUF-RDE012
13	Nur in Kombination mit Reifendruckkontrollsystem ab 03.2014 <i>Only in combination with tire pressure sensors from 03.2014</i>	Original Nummer: BMW - 36 10 6 798 872 <i>OE part number: BMW - 36 10 6 798 872</i>	Zubehörnummer:HUF-RDE017V21 Aftermarketnumber:HUF-RDE017V21
K4a	An Achse 1 ist eine ausreichende Radabdeckung und Freigang herzustellen. Siehe TÜV Teilegutachten. <i>On axis 1 a sufficient fender clearance needs to be ensured. See TÜV certificate.</i>		
K4b	An Achse 2 ist eine ausreichende Radabdeckung und Freigang herzustellen. Siehe TÜV Teilegutachten. <i>On axis 2 a sufficient fender clearance needs to be ensured. See TÜV certificate.</i>		
R1	Reifenfreigabe erforderlich <i>Tyre approval required.</i>		
R7f	Achslasten sind zu beachten. <i>Axle loads must be checked.</i>		
47	Genauere Auflagen sind den jeweiligen TÜV Teilegutachten zu entnehmen. <i>Detailed requirements are given in the relevant TÜV certificate.</i>		
48	Bei der Verwendung dieser Rad/Reifenkombination ist beim Fall einer Reifenpanne ein Ersatzrad oder Reifenpannen-Set mitzuführen. <i>User instruction: When using this wheel/tire combination it is necessary to provide a spare wheel or a set for tire breakdown for emergency.</i>		
x10	Keine 10mm Distanzscheibe möglich, da zu hohe Radnabe. <i>No 10mm spacer possible, because of wheel hub.</i>		
Li90	Mindestens einen Lastindex von 90 verwenden. Bei geringerem Lastindex können Motor/Ausstattungsvarianten entfallen <i>Use a minimum Loadindex of 90. With a lower load index, motor/equipment variants can be omitted</i>		
Li93	Mindestens einen Lastindex von 93 verwenden. Bei geringerem Lastindex können Motor/Ausstattungsvarianten entfallen <i>Use a minimum Loadindex of 93. With a lower load index, motor/equipment variants can be omitted</i>		
Artikelnummer Distanzscheibe / spacer part number			
0	None		
0a	None +2ZR		
5 ¹	751207250501		
5 ⁴	751207410504		
10	751207411006		
15	751207411506		
20	751207412006		
25	751207412506		
5 ¹ a	751207250501 +2ZR		
5 ⁴ a	751207410504 +2ZR		
10a	751207411006 +2ZR		
15a	751207411506 +2ZR		
20a	751207412006 +2ZR		
25a	751207412506 +2ZR		
10b	751207411006 +4ZR		
15b	751207411506 +4ZR		
20b	751207412006 +4ZR		
25b	751207412506 +4ZR		
Farblegende / color legend			
	problemlos <i>unproblematically</i>		
	laut STVZO problemlos, EU grenzwertig <i>by STVZO unproblematically, EU is uncertain</i>		
	evtl mit Karosseriearbeit verbunden <i>related with possible bodywork</i>		